

1

2

3

4

5

1

2

3

4

5

A

B

C

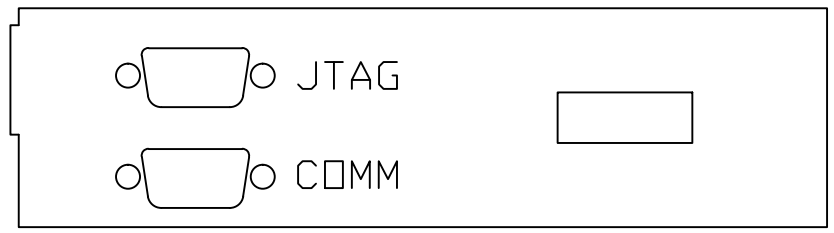
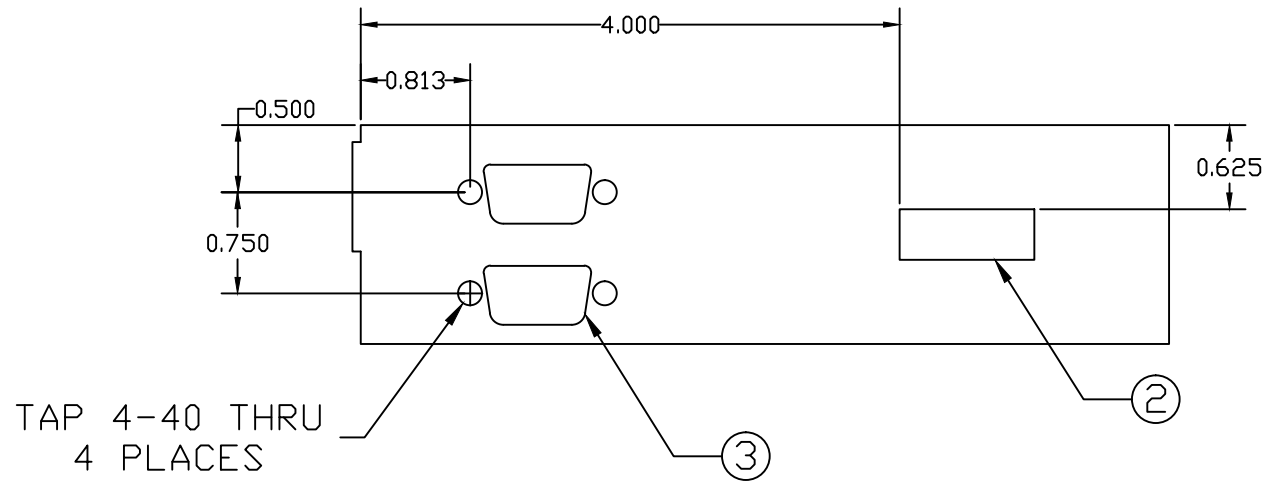
D

E

F


G

H



NOTES:

1. MAKE FROM IBOB CHASSIS FRONT PANEL PART PROVIDED
2. CUT THIS HOLE TO ACCOMMODATE THE DIP SWITCH PROVIDED
3. CUT THESE TWO HOLES TO ACCOMMODATE THE DB-9 CONNECTORS PROVIDED
4. DEBURR AND BREAK SHARP EDGES



NATIONAL RADIO ASTRONOMY OBSERVATORY P.O. BOX 2, GREEN BANK, WEST VIRGINIA, 24944			TOLERANCES UNLESS OTHERWISE SPECIFIED ANGULAR ±0°30' FRACTIONAL ±1/64 2 PLACE DECIMAL ±.01 3 PLACE DECIMAL ±.005 DIMENSIONS ARE IN INCHES
PROJECT/TITLE GUPPI IBOB CHASSIS MODIFICATIONS			DATE 09/02/10
DESIGNED JDN	DRAWN JMR	CHECKED	DRAWING NO. B45420M004
SCALE	MATERIAL	FINISH	
FILE \ARCHIVE\45420\M004-1		SHEET 1 OF 2	REVISION _

A

B

C

D

E

F

G

H